



MULTIPANEL®

*Choose a modern alternative to tiles*



*Introducing*

*The* **TILE** *Collection*



# Contents

- 1 Introduction
- 5 The Tile Collection
- 23 The Neutrals Collection
- 35 The Linda Barker Collection
- 45 The Classic Collection
- 51 Click Flooring
- 53 Accessories



**Valmasino Marble**  
The Tile Collection

**Pebble Grey**  
The Neutrals Collection





**White Terrazzo**  
The Tile Collection

**Dove Grey**  
The Neutrals Collection

## Elegant solutions for *beautiful bathrooms*

Create beautiful spaces with Multipanel waterproof bathroom wall panels, the luxurious and modern way to decorate your bathroom. Our beautiful wall panel collections come in a range of sizes and finishes, including marble, stone and wood offering a range of design possibilities to suit bathrooms of all shapes and sizes.

Hydrolock®, our unique tongue and groove installation system, makes it possible to join panels together without the need for profiles to create a smooth, almost seamless expanse of waterproof walls which will stay pristine for years to come.

### Why Multipanel®



Easy to keep clean



Fully waterproof



Quick and easy to install




30 year warranty



Almost seamless joint with Hydrolock®



Can be installed over old tiles



Visit our website [www.multipanel.co.uk](http://www.multipanel.co.uk) to plan your new bathroom and order samples.



## Helping to protect our forests for the future

Quality, performance and environmental responsibility are values we strongly uphold to ensure our products meet the high standards we set, not only for our customers but for our environment too.

Our commitment to environmental responsibility is recognised through our Forest Stewardship Council® (FSC® C128180) and Programme for the Endorsement of Forest Certification (PEFC) chain of custody certifications. This ensures the timber we use originates from responsibly managed forests and other controlled sources, and our finished products comply with globally recognised ecological, social and economic standards.

These certifications form part of a rolling programme of environmental and sustainability initiatives within our manufacturing processes and our design approach including:

- Reducing energy in transportation by sourcing materials made in the UK.
- Recycling 99% of post-production waste into biomass materials and other products - reducing landfill and contributing to the circular economy.
- Ensuring 100% of our panels are recyclable.
- Manufacturing in the UK to reduce our carbon footprint.
- Offering a 30-year warranty giving you peace of mind your bathroom will stand the test of time.



The mark of responsible forestry

By buying Multipanel® you help to take care of the world's forests

Look for our FSC®-certified products



Promoting Sustainable Forest Management  
www.pefc.co.uk

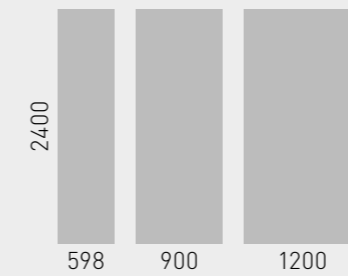


## Hydrolock® for beautiful continuous walls

We created Hydrolock® to enhance the visual impact of our wall panels. Precisely engineered, the Hydrolock® edge allows panels to be joined together, without the use of mid-joints, to create a smooth, almost seamless expanse of waterproof walls.



With an industry leading 6mm tolerance Hydrolock® panels are easy to install and produce a great finish every time.



Hydrolock® panels are available in a range of widths for ease of installation;

2400 x 598 mm

2400 x 900 mm

2400 x 1200 mm

The Hydrolock® joint reduces the finished face by 18mm  
i.e. 2400mm x 1200mm becomes 2400 x 1182mm.  
Straight edge panels are also available.



Levanto Marble  
The Tile Collection



NEW

# The **TILE** Collection

Introducing the Tile Collection, the UK's first tile effect wall panel to be Made In Britain and Forest Stewardship Council® (FSC® C128180) certified.

The Tile Collection offers the visual aesthetics of traditional tiles, delivered with the outstanding performance of our panels. Comprising beautiful solid colours, stunning marbles and vibrant minerals, the Tile Collection presents a fresh, modern palette designed to complement a range of bathroom fixtures and fittings, from contemporary black to elegant chrome and stylish satin.

The Tile Collection brings an exciting new dimension to the Multipanel range and includes the same features and benefits of the Linda Barker, Neutrals and Classic Collections; fast, grout free installation with minimal maintenance. And for complete peace of mind is backed by our 30-year warranty.

## Looks like tile, performs like a panel



Easy to keep clean



Fully waterproof



Quick and easy to install



30 year warranty



Almost seamless joint with Hydrolock®




Can be installed over old tiles





# Marble



**Levanto Marble** - This beautiful white marble produces a depth and variation in shade that moves from grey to a hint of blush pink.



**Valmasino Marble** - This light grey marble decor has a beautiful variation in grey and white shades.



**White Terrazzo** - This stylish and on trend Terrazzo has a white base with pale grey variations. It works well on its own or paired with Dove Grey from our Neutrals Collection.


## The **TILE** Collection

If you love the appearance of traditional tiles but are tired of living with the maintenance of grout, the Multipanel Tile Collection is what you have been waiting for.

Using the very latest in manufacturing technology, we etch a beautiful 2.5mm pale grey grout line into our Tile Collection decors, creating a beautiful tile effect with laser precision. Easy installation is maintained and unlike traditional tiles where rigorous cleaning is required, these tile effect panels are simple to clean and easy to maintain.

Panels in the Tile Collection feature a 580mm x 400mm size tile, which has been designed to deliver maximum aesthetic impact across any bathroom size.

For a low maintenance, long lasting and beautiful tile effect bathroom, the solution is the new Multipanel Tile Collection.



*Scan me*

To view this collection online

# Mineral



**Grey Mineral** -The variation in this deep grey decor combines the characteristics of different materials; think concrete, granite and quartz.



**White Mineral** - Like Grey Mineral, this pale white/grey decor combines the characteristics of different materials; think concrete, granite and quartz.




**White Gypsum** - This decor resembles concrete, supplemented by the colour white. The mineral plaster texture and the variation in pale shades make it perfect for full room application.


# Colour



**Dust Grey** - A medium cool grey, this matt decor is a neutral colour which works beautifully on its own or paired with Alpine White.



**Monument Grey** - A bright grey, this matt decor has a blue undertone which works well on its own or paired with Alpine White.



**Alpine White** - A fresh neutral white, this matt finish decor is perfect for a clean look and works beautifully paired with either Dust Grey or Monument Grey.









**White Terrazzo**  
The Tile Collection









**Monument Grey**  
The Tile Collection

**Alpine White**  
The Tile Collection

**Aspen Oak**  
Click Flooring



**Dust Grey**  
The Tile Collection

**Dove Grey**  
The Neutrals Collection

**Aspen Oak**  
Click Flooring





**Grey Mineral**  
The Tile Collection

**White Mineral**  
The Tile Collection

## The Tile Collection:

### Marble

These marble decors each have a beautiful variation in shades from the grey nuances of Valmasino, the crystalline marbling of Levanto through to the lively Terrazzo, each with a beautiful satin finish.



Levanto Marble  
**MT812**



Valmasino Marble  
**MT074**



White Terrazzo  
**MT020**

### Mineral

These decors combine the characteristics of different materials; think concrete, granite and quartz, finished with a beautiful velvety feel.



White Mineral  
**MT486**



White Gypsum  
**MT637**



Grey Mineral  
**MT487**

### Colour


These solid, bold colours offer a strong neutral palette and work well on their own or when combined. The smooth matt finish is very on trend.



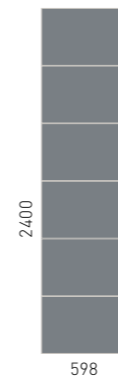
Dust Grey  
**MT732**



Monument Grey  
**MT780**



Alpine White  
**MT1100**



Panels in the Tile Collection are 598mm wide and all feature our Hydrolock® edge. Please note that the Hydrolock® edge reduces the finished face of the panel by 18mm, i.e 2400mm x 598mm becomes 2400mm x 580mm. Tile size is 580mm x 400mm with a 2.5mm grout line.

# The Neutrals Collection

The perfect partner to feature walls.

Balance the boldness of our feature wall panels with the subtlety of our Neutrals Collection. A delicate balance of neutral tones, this range is reminiscent of painted walls with a smooth eggshell finish and is designed to pair perfectly with our Tile, Linda Barker, and Classic Collections.

These shades would work equally well on their own for a minimalist, contemporary look.



Easy to keep clean



Fully waterproof



Quick and easy to install



30 year warranty



Almost seamless joint with Hydrolock®



Can be installed over old tiles



Valmasino Marble  
The Tile Collection

Pebble Grey  
The Neutrals Collection




# How to style the *Neutrals* Collection


Pair bold, feature wall panels from our Tile, Linda Barker, and Classic Collections with the subtle tones from the Neutrals Collection to create a bathroom design that is uniquely yours.

We've selected our favourite pairings to help you get started.

Take a look at our *top picks*



Create your design by using the *Bathroom Planner* at [multipanel.co.uk/bathroomplanner](https://multipanel.co.uk/bathroomplanner)





*Dove Grey*

paired with

**Calacatta Marble**







*Creamy White*

paired with  
**Jupiter Silver**





*Parchment*

paired with  
**Salvaged Planked Elm**



*Clay*

paired with  
**Dolce Macchiato**





The Neutrals Collection


# Style Guide

**Step 1:** Start by choosing your favourite decor from the Tile, Linda Barker, or Classic Collections

**Step 2:** Select a colour from the Neutrals Collection to combine with your feature wall decor (our top picks are shown on the opposite page)

**Step 3:** Complete the look with our flooring and accessories options (see page 51 onwards)

We've carefully selected our favourite combinations to help you create your dream bathroom space. How will you pair yours?



Scan me

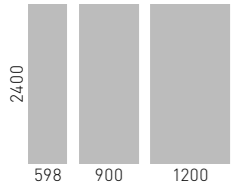
Create your dream home using the Bathroom Planner



**Dove Grey** 2001    **Pebble Grey** 7927



**Creamy White** 7934    **Parchment** 7858    **Clay** 3202



Panels are available in a range of widths for ease of installation

- 2400 x 598 mm
- 2400 x 900 mm
- 2400 x 1200 mm

## Dove Grey



**Calacatta Marble**  
The Linda Barker Collection



**Bianca Luna**  
The Linda Barker Collection



**Ferro Grafite**  
The Linda Barker Collection




**White Terrazzo**  
The Tile Collection

## Pebble Grey



**Stone Elements**  
The Linda Barker Collection



**Concrete Elements**  
The Linda Barker Collection



**Graphite Elements**  
The Linda Barker Collection



**Concrete Formwood**  
The Linda Barker Collection

## Creamy White



**Stone Elements**  
The Linda Barker Collection



**Jupiter Silver**  
The Classic Collection



**Soapstone Stellar**  
The Linda Barker Collection



**Salvaged Planked Elm**  
The Linda Barker Collection

## Parchment



**Stone Elements**  
The Linda Barker Collection



**Dolce Macchiato**  
The Linda Barker Collection



**Salvaged Planked Elm**  
The Linda Barker Collection



**Corten Elements**  
The Linda Barker Collection

## Clay



**Cappuccino Stone**  
The Classic Collection



**Dolce Macchiato**  
The Linda Barker Collection



**Salvaged Planked Elm**  
The Linda Barker Collection



**Corten Elements**  
The Linda Barker Collection



*"Whether your bathroom is small or large, light or dark, my collection offers you a modern and stylish way of transforming it from a functional space into one that is truly special."*

*Linda Barker*

## The Linda Barker Collection

Curated by interior designer, Linda Barker, and exclusive to Multipanel, this designer collection is inspired by the natural world with marble, granite and wood panels that look and feel like the real thing.



Easy to keep clean



Fully waterproof



Quick and easy to install




30 year warranty



Almost seamless joint with Hydrolock®



Can be installed over old tiles



**Concrete Formwood**  
The Linda Barker Collection

**Sicilia**  
Click Flooring





**Concrete Elements**  
The Linda Barker Collection

**Aspen Oak**  
Click Flooring

Linda's design tips; Tip 1

*"Give yourself time to plan your perfect space. Creating a mood board will give you the opportunity to mull things over and allow the design to grow on you."*



**Bianca Luna**  
The Linda Barker Collection

**Markham Calhoun Oak**  
Click Flooring

Tip 2

*"Personally, I love natural marble and would lean towards decors such as Bianca Luna, for a dramatic look and for a moodier style, Nero Grafite or Jet Noir are wonderful choices."*



**Stone Elements**  
The Linda Barker Collection

**Urban Graphite Grey**  
Click Flooring



**Tip 3**

*"A bathroom should be a calming restorative place, so loud colour clashes may prove to be just a little bit too distracting. Subtle contrasts of shade and texture can give you pleasing combinations."*

**Calacatta Marble**  
The Linda Barker Collection

**Dove Grey**  
The Neutrals Collection

**Warm Smoked Oak**  
Click Flooring





Soapstone Stellar  
The Linda Barker Collection



Corten Elements  
The Linda Barker Collection

Clay  
The Neutrals Collection

Sicilia  
Click Flooring



Tip 4

*"Sketch out a floor plan to factor in all requirements including storage – you can never have enough storage in your bathroom."*

Linda Barker x





**Graphite Elements**  
The Linda Barker Collection

## The Linda Barker Collection:

### Elements

These textured panels feel and look like real stone, steel and mineral elements - perfect for achieving an ultra-modern industrial look.



**Stone Elements**  
8831



**Concrete Elements**  
8830



**Corten Elements**  
8832



**Graphite Elements**  
8833

### Wood

With a softly weathered look, these panels will transform your bathroom into a place of calm and tranquillity, allowing you to bring outdoor elements indoors.




**Concrete Formwood**  
6362



**Salvaged Planked Elm**  
9480



**Dolce Macchiato**  
3478



**Jet Noir**  
3476

### Granite

With a slightly more polished finish than the marble panels, these granite panels emulate the elegance and prestige of real granite slabs.

### Marble

These panels emulate the look and feel of real slabs of marble, helping you to achieve a truly luxurious, high end look for a fraction of the price of the real thing.



**Calacatta Marble**  
3460



**Bianca Luna**  
3421



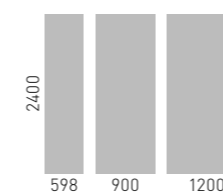
**Soapstone Stellar**  
3459



**Ferro Grafite**  
9483



**Nero Grafite**  
9485



Panels are available in a range of widths for ease of installation

- 2400 x 598 mm
- 2400 x 900 mm
- 2400 x 1200 mm



# The Classic Collection

Earth, Stone and Gloss panels feature in this timeless collection.

With a range of gloss or textured finishes including natural stone, precious stone and marble, the Classic Collection contains a range of designs to suit any bathroom.



Easy to keep clean



Fully waterproof



Quick and easy to install



30 year warranty



Almost seamless joint with Hydrolock®



Can be installed over old tiles



**Riven Slate**  
The Classic Collection

**Pebble Grey**  
The Neutrals Collection

**Driftwood Grey Oak**  
Click Flooring










## The Classic Collection:



**Classic Marble**  
M141



**Grey Marble**  
M139



**Natural India**  
M194



**Travertine**  
M3526



**Antique Marble**  
701




**Cappuccino Stone**  
7256



**Riven Marble**  
9241



**Riven Slate**  
2859



**Natural White**  
G85



**Frost White**  
M049

## The Classic Premier Collection:



**Marfil Cream**  
9477



**Jupiter Silver**  
3458



**Arctic Stone**  
3331




**White Snow**  
9923



**Twilight**  
G033



**Stardust**  
9930



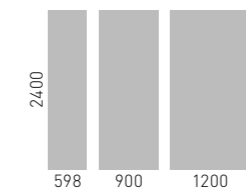
**Kew Gloss**  
10665



**Henley Gloss**  
10232



**Blizzard**  
G030



Panels are available in a range of widths for ease of installation

- 2400 x 598 mm
- 2400 x 900 mm
- 2400 x 1200 mm



# Click Flooring

Luxury tile, stone and wood effect vinyl flooring that offers all the chic styling of ceramics and engineered wood with the added benefit of simplified click installation.

- No need for adhesives or underlay
- 1.84m<sup>2</sup> coverage per pack (except Driftwood Grey Oak 1.86m<sup>2</sup>)
- Wood planks supplied in packs of 8, each 1210 x 190mm (except Driftwood Grey Oak, in packs of 7, each 1210 x 220mm)
- Tiles supplied in packs of 10, each 605 x 304mm
- 5.0mm vinyl, 0.5mm wear layer
- R10 slip resistance
- Not suitable for areas exposed to direct sunlight for prolonged periods

## Tile

Adding a luxurious touch to your home, these luxury vinyl tiles are designed to mimic the natural beauty of real stone and marble.



**Rimini**  
MDCRIM



**Piemonte**  
MDCPIE



**Urban Anthracite Grey**  
MDCUAG



**Sicilia**  
MDCSIC



**Urban Graphite Grey**  
MDCUGG

## Timber

These beautiful woods will instantly add luxury to your interiors. Choose from the traditional Markham Calhoun Oak or richness of Warm Smoked Oak to the understated Aspen Oak Black for a more minimalist look.



**Markham Calhoun Oak**  
MDCMAR



**Aspen Oak**  
MDCASP



**Driftwood Grey Oak**  
MDCDGO 1210 x 220mm



**Warm Smoked Oak**  
MDCWSO



**Aspen Oak Black**  
MDCAOB

## Premier

Premier comes with added embedded metallic foils to create an eye catching design.



**White Diamond**  
MDCDIA



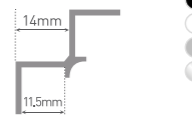
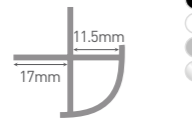

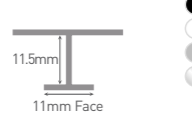
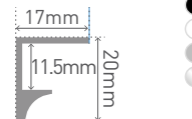
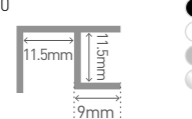

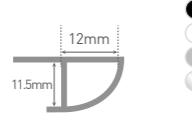
**Silver Opal**  
MDCOPA



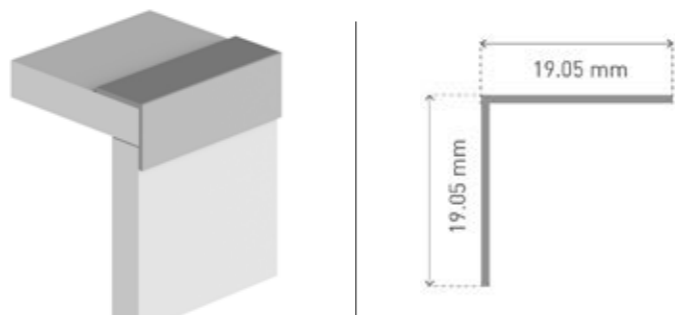
# Accessories

## Wall Panel Profiles

To finish off edges or to join panels in a corner, the appropriate profiles must be used. Use the table below to help you select the right profiles for your design.

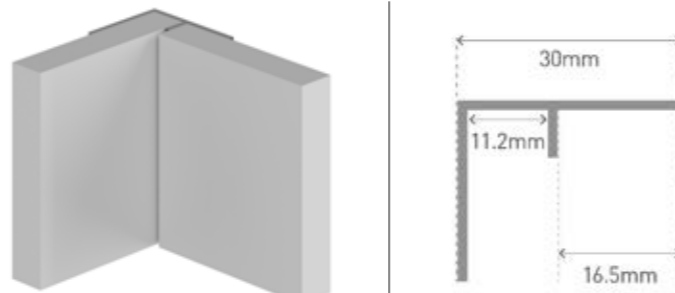
Wall Panel Profiles	Aluminium 11.5mm deep
Internal Corner	Type A 
External Corner	Type B 
End Cap (L-Shaped)	Type C 
Mid Joint	Type D 
Last Corner	Type Y 
Flush Corner	Type 100 
For external or internal corners	
Base Profile	Type X 
Quadrant End Cap	Type E 

**NEW Angle Profile** Type 102



Our new Angle Profile is versatile and multi-purpose. It provides the perfect finishing touch to boxing in, window reveals, doorways and external corners.

**NEW Invisible Corner** Type 101



Perfect for straight walls our new 'invisible' internal corner profile has a hidden edge for a completely profile free finish.

### Available Colours

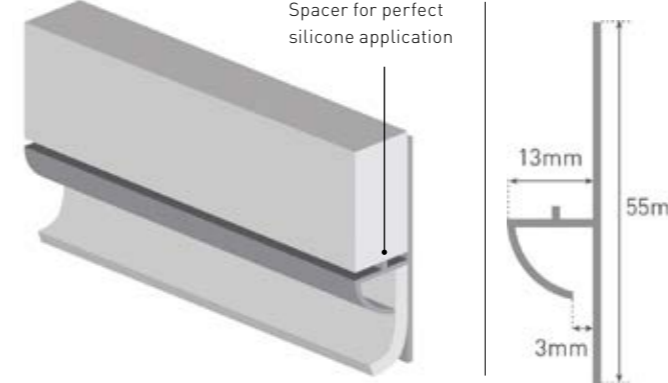
Black
  White
  Satin
  Polished

**Please note:** All 3D drawings are a generic representation of the profile type. Dimensions specific to each range are shown on the line drawings.

## PVC Seal Strips

Achieve a seamless finish between walls and floors with PVC seal strips. Use the options below to create elegant, curvilinear and easy to clean transitions.

**NEW Floor to Wall Profile** Type 103



Our new PVC floor to wall profile gives a neat and accurate finish to vinyl floor and wall fittings. Easy to cut and fit, this trim allows the vinyl flooring to be changed without having to replace any of the panels. The ridge spacer provides the perfect gap for silicone sealant and the vinyl flooring can be fixed securely under the flap at the base of the trim.

## Bath and shower seal

The innovative and stylish two-part shower tray and bath sealing system from Multipanel comprises a PVC strip and a high performance white silicone. The 'movement joint' expands and contracts to offer a reliable bottom seal. Supplied in 1.85m lengths, 2 in a pack.



## Now with a 30 Year Warranty



- Declarations of all product performance are available at [multipanel.co.uk](http://multipanel.co.uk).
- Installation guidelines and full details on each product warranty can be downloaded from [multipanel.co.uk](http://multipanel.co.uk), or e-mailed on request.
- Multipanel High Grab Panel Adhesive/Sealant must be used and is available to order from your local distributor or showroom.
- Multipanel 30 year warranty\* covers the unlikely failure of the product, and will be invalid if any published installation and care guidelines are deemed not to have been followed.

\*Applies to all Multipanel wall panels. Full warranty details for all products are available at [multipanel.co.uk](http://multipanel.co.uk)

**Please note:** the images reproduced in this brochure are within the constraints of the printing process and are not to be used for colour matching purposes. Samples are available from your local showroom or online at [multipanel.co.uk](http://multipanel.co.uk). The pattern on Multipanel Floors, (Click Tiles) varies between tiles to ensure the most realistic effect is created across the whole installation. Therefore a single sample may not represent the overall effect once the floor is laid.

## Multipanel High Grab Adhesive and Sealants

This high quality Multipanel High Grab Adhesive and Sealant is specifically developed for Multipanel panels and is available in 4 colours. Clear and white silicone sealants are also available.

### Multipanel High Grab Adhesive & Sealants

White MPADHS
  Cream MPSILCR
  Light Grey MPSILLG
  Dark Grey MPSILDG

### Multipanel Silicone Sealants

White MPSILWH
  Clear MPSILCL



## Why Choose Multipanel

Style and design are key to creating the bathroom of your dreams. But there are a whole host of other added benefits you get when using Multipanel instead of tiles:

	Multipanel	Traditional Tiles
Fully waterproof	✓	✓
No grout required	✓	✗
Resistant to mould	✓	✗
Quick and easy installation	✓	✗
30 year warranty	✓	✗
Made from sustainable materials	✓	?
Made in UK	✓	?

## What You'll Need to Install Our Panels

Multipanel has been designed with easy installation in mind. For the best result we recommend that panels are joined together using our unique Hydrolock® tongue and groove system. Panels using this system can be installed directly onto almost any surface, including uneven walls and over the top of old tiles. Multipanel High Grab Adhesive should be used for a safe and secure fit.

To join panels at a corner and to finish any exposed edges, the appropriate profile should be used. Panels must be completely silicone sealed at all edges using Multipanel sealant, whether they are being attached to profiles, shower enclosures or joined using the Hydrolock® system to ensure a 100% watertight result.

## Installation Tips

- Panels should be installed on the top of shower trays or baths using a Multipanel seal kit.
- Match your profile colour to your shower enclosure and shower fittings.
- Seal your installation using one of our colour match sealants (see page 53).
- Carefully measure your area to select the right panel width, choose from 1200mm, 900mm and 598mm (remember, the Hydrolock® joint reduces the finished face by 20mm).
- Panel off cuts can be used behind sinks for a coordinated look. Just ensure you seal all exposed edges with profiles and silicone.


**For information on how to install our products, please visit [multipanel.co.uk/product-literature](http://multipanel.co.uk/product-literature)**

## Learn with Multipanel

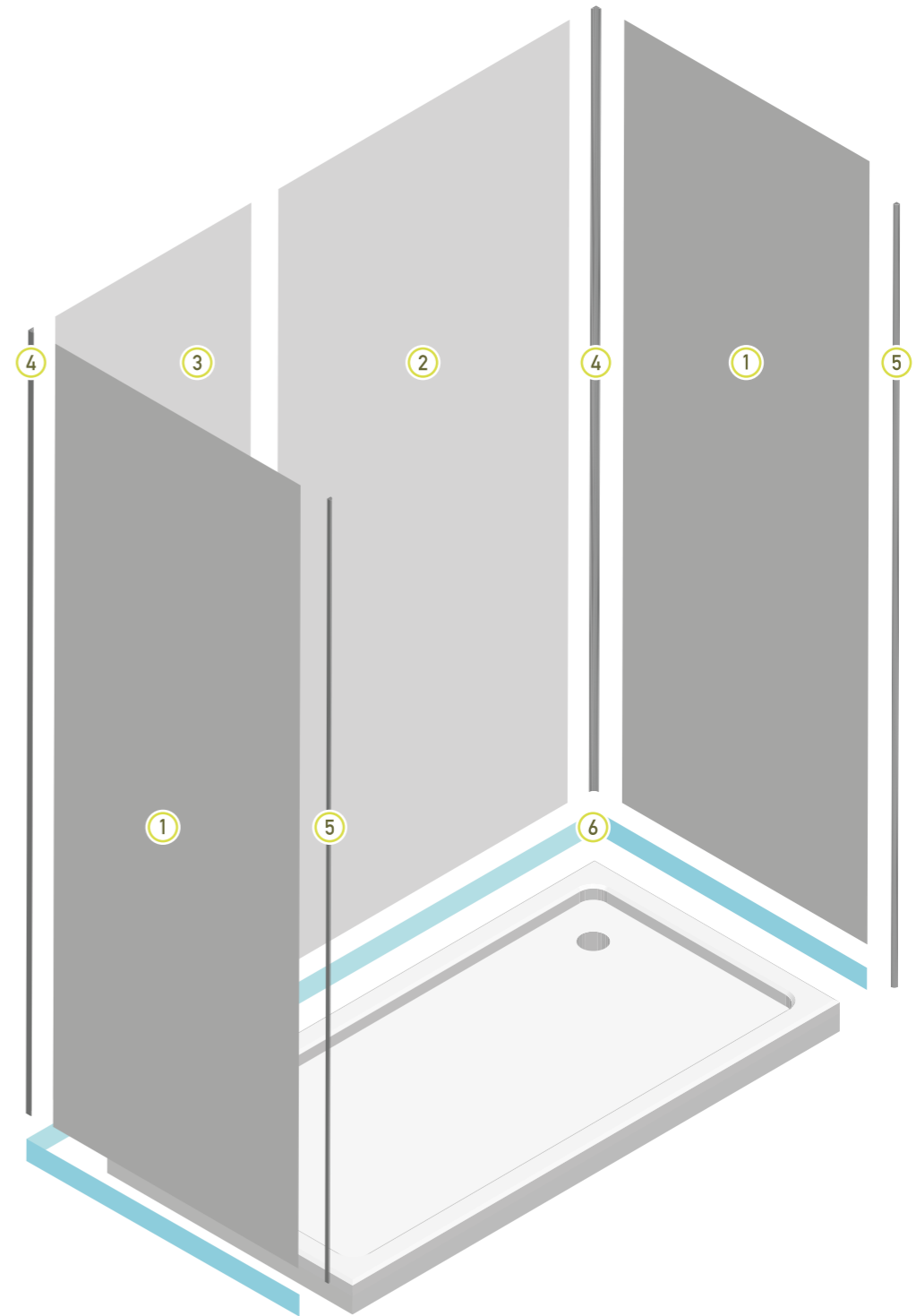
To help support installers, we created Multipanel University, a training programme designed to provide installation guidance and advice on how to install our panels.

Upon completion, you will receive a certificate of qualification and be entered into a prize draw to win a £100 Amazon gift voucher\*.

\*Terms & Conditions apply, visit [multipanel.co.uk/competitions](http://multipanel.co.uk/competitions) for more information



Sign up at [multipanelU.co.uk](http://multipanelU.co.uk)



The above illustration shows a typical installation of a 1800mm x 900mm shower enclosure

- |                                      |                                       |
|--------------------------------------|---------------------------------------|
| ① 2400 X 900mm Square edge panel x 2 | ⑤ End cap profile x 2                 |
| ② 2400 X 1200mm Hydrolock® panel x 1 | ⑥ Seal kit x 2                        |
| ③ 2400 X 598mm Hydrolock® panel x 1  | Multipanel High Grab Adhesive x 3     |
| ④ New Invisible Corner Profile x 2   | Multipanel Clear Silicone Sealant x 2 |

Create your own design using the *Bathroom Planner* at [multipanel.co.uk/bathroomplanner](http://multipanel.co.uk/bathroomplanner)





MULTIPANEL®

Visit [multipanel.co.uk](https://multipanel.co.uk) to

Order Samples

Find out 'Where to Buy' Multipanel

Use the Multipanel Bathroom Planner

Find a Multipanel Installer

## Looking for inspiration?

Follow us on social media



Facebook: [Multipanelit](https://www.facebook.com/Multipanelit)



Instagram: [Multipanel\\_it](https://www.instagram.com/Multipanel_it)



Pinterest: [Multipanel](https://www.pinterest.com/Multipanel)



Twitter: [Multipanel\\_it](https://twitter.com/Multipanel_it)



LinkedIn: [Multipanel](https://www.linkedin.com/company/Multipanel)

## Contact us

Multipanel  
Westfield Avenue  
Edinburgh  
EH11 2QH


t. 0131 337 6262

e. [info@multipanel.co.uk](mailto:info@multipanel.co.uk)

w. [www.multipanel.co.uk](https://www.multipanel.co.uk)

© Norcros Group (Holdings) Ltd 2022. All rights reserved.  
Multipanel® is a registered trademark of Norcros Group (Holdings)  
Ltd T/A Grant Westfield.

MPGEN0002-24022023



By buying Multipanel® you help to  
take care of the world's forests  
FSC® C128180

