

FloPlast
building the future

Soil & Waste Systems



www.floplast.co.uk



Introduction to FloPlast Soil & Waste Systems

FloPlast founded in 1991, has established itself as a manufacturer of high quality plastic building and plumbing systems for the construction industry, in particular domestic and commercial new build and refurbishment projects.

FloPlast offer an extensive choice of systems and products, in a range of sizes and colours, to suit all tastes and applications.

The **FloPlast** reputation for technical excellence, quality and competitively priced products have established the company as a leading supplier of Above Ground Plumbing Systems.

The FloPlast ABS Solvent Weld, Ring Seal and Solvent Soil Systems have been rigorously tested by The British Standards Institute and have been awarded their prestigious Kitemark:

For CE DOP's (Declaration of Performance), please refer to our website at www.floplast.co.uk.

Standards/Quality Control

FloPlast consider that an integral part of our business undertaking is to minimise any potentially harmful effects on the environment that our activities may cause.

FloPlast aim to take into account sustainability in our product design, applications and commitment to the protection of the environment and prevention of pollution, in all we do.

FloPlast operations embrace Quality, Environment and Energy Management Systems which have been accredited by BSI to BS EN ISO 9001:2008 Certificate No. FM 501414, BS EN ISO 14001:2004 Certificate No. EMS 538445, BS EN ISO 18001:2007 Certificate No. OHS 593622 and ISO 50001:2011 Certificate No. ENMS 638370.



All products are subject to continuous quality control procedures and products manufactured to British Standard Specifications are marked accordingly.



System Features

- Comprehensive, integrated and modern range of products and systems for all soil and waste applications.
- Components have a consistent high gloss finish and colour and are essentially maintenance free.
- Tough and durable, yet lightweight for ease of installation.
- Compatible with most other existing materials and systems manufactured to British/European Standards.
- Manufactured to British/European Standards specification where applicable.
- Colour matching between systems facilitates colour coordination where sanitary pipework is located externally.
- 110mm "Cast Iron" Style ring seal soil comes with a 20 year guarantee. Guarantees and installations can be registered on our website, look for **register your guarantee** in the drop down box under **You** in the banner heading.



Working Temperature

Soil and Waste systems may be used to carry liquids when subjected to a continuous flow, with a maximum temperature of 76°C. Intermittent discharges of up to 100°C may occur, provided that a duration of less than two minutes is observed.

Pipework support (BS EN 12056:2000 Maximum distances for support)

Size	Vertical	Horizontal
32mm	1.2m	0.5m
40mm	1.2m	0.5m
50mm	1.2m	0.6m
110mm	2m	1m



Air Admittance Valves

Certification and Standards

- Product is A1 approved in accordance with BS EN 12380 it can be installed below the flood level of connected appliances.
- Tested and approved for use in installations varying between -20° & +60°C (no insulation required).
- CE marked to level 4 attestation of conformity in accordance with BS EN 12380.
- FloPlast air admittance valves are kitemark licenced in accordance with BS EN 12380 licence number KM 512474.

General Information

The FloPlast Air Admittance Valve is designed to allow the free entry of air into the sanitary pipework system without the escape of foul gasses into the building.

When installed into sanitary pipework systems conforming to BS EN 12056, the FloPlast Air Admittance Valve not only prevents the loss of water from trap seals due to induced

siphonage, but also has the added advantage of providing an early warning indicator to a potential drainage blockage.

The AF110 Push-fit Air Admittance Valve may also be used as a secondary rodding point to remove such blockages.

All valves should be stored/installed in an upright position.

The AF32 Air Admittance Valve has a universal adaptor to fit to 32mm/40mm/50mm solvent waste pipe. It is produced from white ABS/PVC, and is designed for use with waste pipe conforming to British/European standards connected to a solvent cemented pipe adaptor supplied with the product.

Approved Document H of the Building Regulations only permits Air Admittance Valves that conform to BS EN 12380. Ventilation and access must be provided to all air admittance valve installations.

Further information on FloPlast Air Admittance Valves is available from the BSI detailed sheet which is downloadable from our website: www.floplast.co.uk

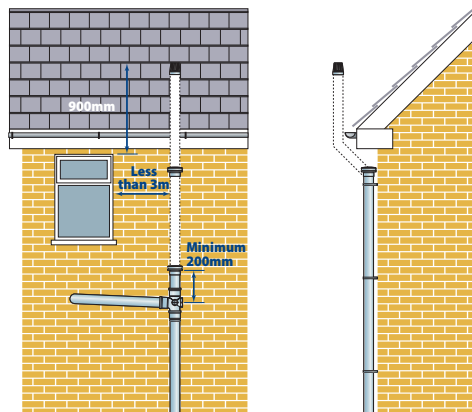
Product	Colour	Size	Code
External Air Admittance Valve	B G W AG	110mm/ 82mm	AX110



110mm-Pushfit/82mm-Solvent.



Document H Clause 1.31 states that "Ventilating pipes open to outside air should finish at least 900mm above any opening into the building within 3 metres". This new development by FloPlast, of an External Air Admittance Valve, will allow the installation of an external soil pipe within 3 metres of any opening and terminate at the same height as if it were installed internally, ie. 200mm (minimum) above the highest wet entry point to the soil vent pipe. See diagram below.



Important when ordering: Please add colour reference to code: **B** Black **W** White **G** Grey



Air Admittance Valves

Product	Colour	Size	Code
Air Admittance Valve Solvent CE			



W

32mm
40mm
50mm

AF32

Universal adaptor to fit 32mm/40mm/50mm Solvent Waste Pipe.

Air Admittance Valve Compression



W

32mm

AV32

W

40mm

AV40

W

50mm

AV50

This product is not CE marked under the Construction Products Regulations 2011.

Product	Colour	Size	Code
Air Admittance Valve Push-Fit CE			



B G W

110mm/
82mm

AF110

For 82mm solvent connection, remove seal from 110mm push-fit.

Air Admittance Valve Solvent CE



B G W

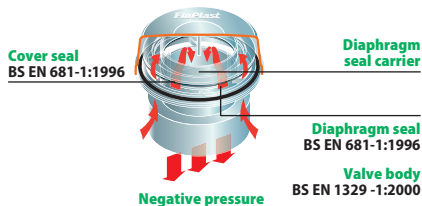
110mm

AV110


Advantages and Benefits

- Saves the need to penetrate the outer roof shell, giving more aesthetic roof lines.
- Saves on the cost of pipes and expensive fittings.
- Saves on roof flashing.
- Saves on labour costs.
- Prevents the loss of water from trap seals and consequent release of foul air into the building.
- Secondary rodding point.

Valve Open (Negative pressure in pipework)



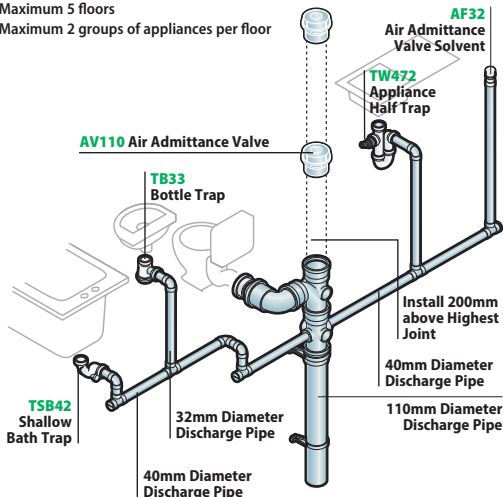
Valve Closed (Normal working conditions)



Typical Domestic Discharge System

Maximum 5 floors

Maximum 2 groups of appliances per floor



Important when ordering: Please add colour reference to code: **B** Black **G** Grey **W** White





110mm Ring Seal Soil Material: PVC-U Standard: BS EN 1329-1, BS EN 4514, BS EN 1453-1

Fixing Guide

Install and test system in accordance with BS EN 1610.

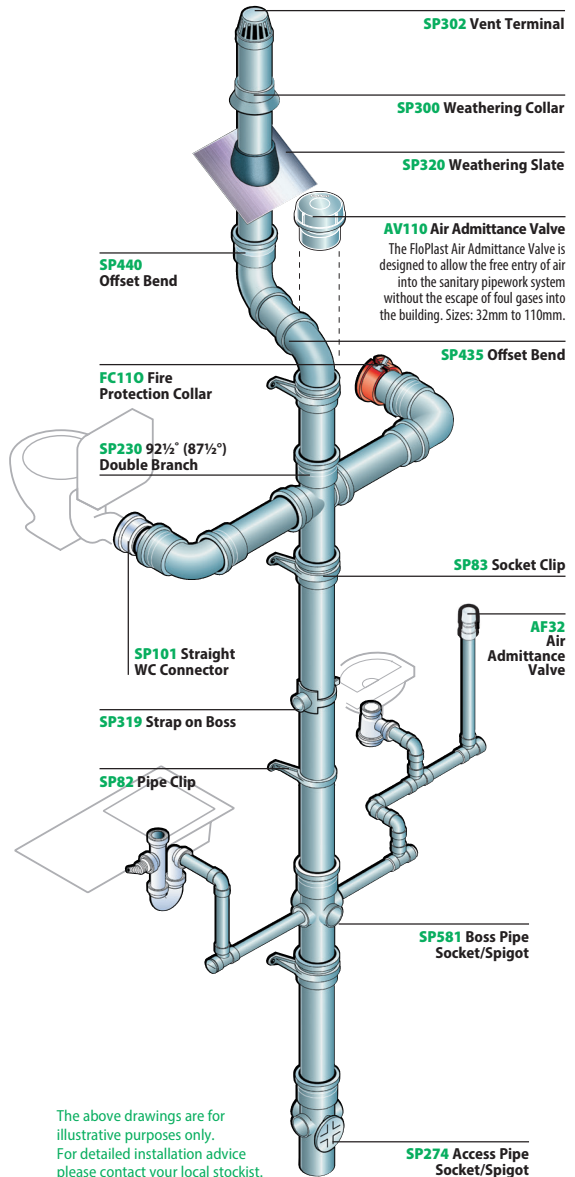
- Commence the stack from the base and work up. Mark the position of the brackets and drill and fix screws before erecting.
- Fix pipe or socket brackets at maximum 2m centres vertical and at maximum 1m centres horizontal.
- An allowance for expansion should be made by withdrawing all pipe and fitting spigots from the sockets by 10mm.
- Soil Fittings with spigot ends can be inserted into the socket to depth marks engraved on the spigot, this ensures correct allowance is made for expansion. Expansion joints should be incorporated every 4m.
- The use of silicone lubricant on all seals will facilitate jointing.
- The system should incorporate suitable access points to enable testing and maintenance of the system.

BOSS ADAPTORS

Solvent Weld Connection to ABS	32mm	40mm	50mm	
	ABS	SP20	SP21	SP22
Straight Push-fit Connection to Push-fit Waste or Solvent Weld Waste				
		SP10	SP11	SP12

FIRE COLLAR APPLICATION

Used to seal PVC-U pipes as they pass through cavity walls and floors. In a fire the intumescent lining reacts to extreme heat which expands and blocks a potential fire path.



The above drawings are for illustrative purposes only. For detailed installation advice please contact your local stockist.



110mm Ring Seal Soil Material: PVC-U Standard: BS EN 1329-1, BS EN 4514, BS EN 1453-1



Product	Colour	Code
Pipe-Plain Ended - 3/4m		
	3m B G W AG	SP1
	4m B G	SP2
Pipe-Single Socket - 1/3/4m		
	1m B G W	SP8
	3m B G W AG	SP3
	4m B G W	SP4
Pipe/Socket Clip		
	Pipe Clip B G W AG	SP82
	Socket Clip B G	SP83
Socket Pipe Coupling		
	Double B G W AG	SP105
	Single B G W AG	SP124
Access Pipe		
	Socket/Spigot B G W AG	SP274
	Socket/Solvent Socket B G	SP275
Bend		
	92½° (87½°) Socket/Spigot B G W AG	SP161
	92½° (87½°) Double Socket B G W AG	SP561
	112½° (67½°) Socket/Spigot B G W	SP162
	135° (45°) Socket/Spigot B G W AG	SP163
	135° (45°) Double Socket B G W AG	SP563








Product	Colour	Code
Access Bend		
	92½° (87½°) B G W AG	SP169
Adjustable Bend 0-90°		
	PP - do not solvent weld B G W AG	SP560
Offset Bend 135° (45°)		
	Ring Seal Top Solvent Bottom B G W	SP440
	Spigot/Solvent Socket B G W	SP435
Branch		
	92½° (87½°) B G W AG	SP190
	112½° (67½°) B G W	SP200
	135° (45°) B G W	SP210
Double Branch		
	92½° (87½°) B G W AG	SP230
Corner Branch (Special order only)		
	92½° (87½°) B G W	SP232
POA = Price on Application		
Access Branch		
	92½° (87½°) B G W	SP502
Screwed Access Cap		
	B G W AG	SP292

Important when ordering: Please add colour reference to code: **B** Black **G** Grey **W** White **AG** Anthracite Grey



110mm Ring Seal Soil Material: PVC-U Standard: BS EN 1329-1, BS EN 4514, BS EN 1453-1



Product	Colour	Code
Socket Plug		
	B G W AG	SP296
Strap Boss		
	B G W AG	SP319
Boss Pipe		
 Socket/Spigot	B G W	SP581
 Socket/Solvent Socket	B G	SP582
 Short	B G W AG	SP583
Soil Manifold (32/40/50mm Connections)		
 One open boss	B G	SP588
Weathering Collar		
	B G W	SP300

Product	Colour	Code
Vent Terminal		
	B G W AG	SP302
Extract Cowl		
	B G W	SP310
500 x 600mm Weathering Slate		
	N/A	SP320
Boss Adaptor - Rubber Push-Fit		
	32mm	N/A
	40mm	N/A
	50mm	N/A
Solvent Boss Adaptor		
	32mm	B G W AG SP20
	40mm	B G W AG SP21
	50mm	B G W SP22
110mm Fire Protection Collar CE		
 FC55, FC82 & FC160 available to order	N/A	FC110

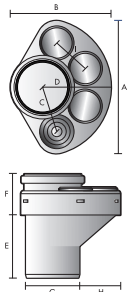
Soil Manifold (SP588) Material: PVC-U Standard: BS EN 1329-1, BS EN 4514, BS EN 1453-1



The FloPlast Soil Manifold is designed to be installed in a soil stack in the corner of a room.

- Helps prevent stack induced siphonage on connecting runs.
- Prevents crossflow design problems.
- 32mm, 40mm, and 50mm connections possible in all inlets.
- Simple push-fit connection for all waste pipes.




Dimensions (mm)	
A	268
B	210
C	102
D	149
E	132
F	85
G	110ø
H	89
I	75






Important when ordering: Please add colour reference to code: **B** Black **G** Grey **W** White **AG** Anthracite Grey










Reducers Material: PVC-U Standard: BS EN 1329-1, BS EN 4514, BS EN 1453-1

Product	Colour	Code
110mm Waste Adaptor		
	B G W	SP95
To reduce to 32mm, 40mm or 50mm waste, use appropriate Boss Adaptor.		
110x68mm Rainwater		
	B G W	SP96
110x82mm Soil		
	G	SP97

Product	Colour	Code
Universal Waste Adaptor (32/40/50mm)	N/A	D95
		
Drain Connector		
	B G	SP107
Universal Pipe Connector		
	B G	SP140
(Adapts to soil/clay/CI/drainage)		

Soil-WC Connector Material: Polypropylene Standard: BS EN 1329-1, BS 5627

Product	Colour	Code
Swan neck		
	W	SP100
Straight		
	W	SP101
Offset		
	W	SP102
90° Bend		
	W	SP103

Product	Colour	Code
250mm Extension		
	W	SP104
Flexible		
	W	SP106
14° Connector		
	W	SP108

A full range of horizontal pan connectors are available for use with WCs as specified in BS 5627:1984.

Made in polypropylene, they are supplied with an integral sealing diaphragm which allows for up to 5° misalignment in any direction.

Important when ordering: Please add colour reference to code: **B** Black **G** Grey **W** White **AG** Anthracite Grey

"CAST IRON" STYLE RAINWATER SYSTEMS




20 YEAR
CAST IRON
GUARANTEE


110mm Ring Seal Soil Material: PVC-U Standard: BS EN 1329-1, BS EN 4514, BS EN 1453-1

Product	Colour	Code
---------	--------	------


Pipe-Plain Ended - 1.8m

	CI	SP9
--	----	-----


110mm Pipe Coupling (Requires 2 x FC65 fixings)

	CI	SP115
--	----	-------

Pipe Clip (Requires 2 x FC65 fixings)

	CI	SP84
--	----	------

8mm Pipe Spacer Bracket


	CI	SP89
--	----	------

Bend - Complete with socket shroud


	92 1/2° (87 1/2°) Socket/Spigot	CI	SP161
--	------------------------------------	----	-------

	92 1/2° (87 1/2°) Double Socket	CI	SP561
--	------------------------------------	----	-------


	135° (45°) Socket/Spigot	CI	SP163
--	-----------------------------	----	-------

	135° (45°) Double Socket	CI	SP563
--	-----------------------------	----	-------

Access bend - Complete with socket shroud

	92 1/2° (87 1/2°)	CI	SP169
--	-------------------	----	-------


Branch - Complete with socket shroud

	92 1/2° (87 1/2°) With side bosses	CI	SP190
--	---------------------------------------	----	-------

	92 1/2° (87 1/2°) Without side bosses	CI	SP192
--	--	----	-------

Product	Colour	Code
---------	--------	------

Double Branch - Complete with socket shroud

	92 1/2° (87 1/2°)	CI	SP230
---	-------------------	----	-------


Access Pipe - Complete with socket shroud

	(Socket/Spigot)	CI	SP274
---	-----------------	----	-------

Boss Pipe - Complete with socket shroud

	(Socket/Spigot)	CI	SP581
---	-----------------	----	-------

Strap Boss


		CI	SP319
---	--	----	-------

Solvent cement can be used with caution, alternatively use external silicone sealant.

110mm Vent Terminal

		CI	SP302
---	--	----	-------


110mm Weathering Collar

		CI	SP300
--	--	----	-------

500x600mm Weathering Slate

	N/A		SP320
---	-----	--	-------

Cast Iron Fixings*

		CI	FC65
---	--	----	------

*12 gauge x 65mm Stainless Steel fixings for "Cast Iron" range (Socket Fixings). The FC65 is a 12 gauge x 65mm Stainless Steel bolt, that requires a 12mm socket to tighten it.

When fixing product to concrete, brick, block etc fix FC65 in the same way as any other screw by using a plug type fixing, and into timber by pilot drilling a starter hole first.

Important when ordering: Please add colour reference to code: **CI** "Cast Iron" Style



110mm Solvent Soil

Material: PVC-U Standard: BS EN 1329-1, BS EN 4514, BS EN 1453-1



Product	Colour	Code
Pipe-Plain Ended - 3/4m		



3m	B OG	SS1
4m	B OG	SS2

Pipe Clip		
------------------	--	--



	B OG	SS82
--	--------------------	------

Pipe Coupling		
----------------------	--	--



Double Socket

	B OG	SS106
--	--------------------	-------



Single Socket
Solvent/Ring Seal

	B OG	SS107
--	--------------------	-------

Offset Bend 135° (45°)		
-------------------------------	--	--



Ring Seal Top
Solvent Bottom

	B OG	SS440
--	--------------------	-------



Spigot/Socket

	B OG	SS435
--	--------------------	-------

Bend		
-------------	--	--



92½° (87½°)
Double Socket

	B OG	SS561
--	--------------------	-------



135° (45°)
Double Socket

	B OG	SS563
--	--------------------	-------



90°
Spigot/socket

	B OG	SS168
--	--------------------	-------

Access Bend		
--------------------	--	--



92½° (87½°)
Double Socket

	B OG	SS569
--	--------------------	-------

Branch		
---------------	--	--



92½° (87½°)
Triple socket

	B OG	SS191
--	--------------------	-------



135° (45°)
Triple socket

	B OG	SS211
--	--------------------	-------

Product	Colour	Code
---------	--------	------

Access Branch		
----------------------	--	--



92½° (87½°)
Triple Socket

	B OG	SS503
--	--------------------	-------

Vent Terminal		
----------------------	--	--



	B OG	SS302
--	--------------------	-------

Short Boss Pipe		
------------------------	--	--



	B OG	SS583
--	--------------------	-------

Strap Boss		
-------------------	--	--



	B OG	SS319
--	--------------------	-------

Boss Adaptor		
---------------------	--	--



32mm	B OG	SS20
40mm	B OG	SS21
50mm	B OG	SS22

Access Pipe		
--------------------	--	--



Double Socket

	B OG	SS275
--	--------------------	-------

Screwed Access Cap		
---------------------------	--	--



	B OG	SS292
--	--------------------	-------




Important when ordering: Please add colour reference to code: **B** Black **OG** Olive Grey





32/40/50mm ABS Solvent Weld Systems


Material: ABS Standard: BS EN 1455-1





Product	Colour	Size	Code
	B G W AG	32mm	WS01
	B G W AG	40mm	WS02
	B G W	50mm	WS03


Product	Colour	Size	Code
	B G W AG	32mm	WS07
	B G W AG	40mm	WS08
	B G W	50mm	WS09


Product	Colour	Size	Code
	B G W AG	32mm	WS10
	B G W AG	40mm	WS11
	B G W	50mm	WS12


Product	Colour	Size	Code
	B G W AG	32mm	WS14
	B G W AG	40mm	WS15
	B G W	50mm	WS16


Product	Colour	Size	Code
	B G W AG	32mm	WS18
	B G W AG	40mm	WS19
	B G W	50mm	WS20


Product	Colour	Size	Code
	B G W AG	32mm	WS22
	B G W AG	40mm	WS23
	B G W	50mm	WS24

Product	Colour	Size	Code
	B G W AG	32mm	WS26
	B G W AG	40mm	WS27
	G W	50mm	WS28

Product	Colour	Size	Code
	G W	32mm	WS76
	G W	40mm	WS77

Product	Colour	Size	Code
	B G W AG	32mm	WS30
	B G W AG	40mm	WS31
	B G W	50mm	WS32

Product	Colour	Size	Code
	B G W AG	32mm	WS34
	B G W AG	40mm	WS35
	B G W	50mm	WS36

Product	Colour	Size	Code
	B G W AG	40x32mm	WS38
	B G W AG	50x32mm	WS39
	B G W	50x40mm	WS40


Product	Colour	Size	Code
	W	32mm	WS42
	G W	40mm	WS43

Product	Colour	Size	Code
	W	40x32mm	WS50

Product	Colour	Size	Code
	W	40mm	WS58

Product	Colour	Size	Code
	G W	32mm	WS60
	G W	40mm	WS61

Product	Colour	Size	Code
	W	32mm	WS63
	W	40mm	WS64

Product	Colour	Size	Code
	W	32mm	WS66
	W	40mm	WS67




Important when ordering: Please add colour reference to code: **B** Black **G** Grey **W** White **AG** Anthracite Grey



32/40/50mm Push-Fit Waste Systems

Material: Polypropylene Standard: BS EN 1451-1, BS 5254

Product	Colour	Size	Code
Wastepipe - 3m			
	B G W	32mm	WP01
	B G W	40mm	WP02
	G	50mm	WP03
Straight Coupling			
	B G W	32mm	WP07
	B G W	40mm	WP08
	G	50mm	WP09
Bend 90°			
	B G W	32mm	WP10
	B G W	40mm	WP11
	G	50mm	WP12
Bend 92½° (87½°)			
	B G W	32mm	WP14
	B G W	40mm	WP15
	G	50mm	WP16
Bend 135° (45°)			
	B G W	32mm	WP18
	B G W	40mm	WP19
	G	50mm	WP20
Tee			
	B G W	32mm	WP22
	B G W	40mm	WP23
	G	50mm	WP24
Conversion Bend 90°			
	B G W	32mm	WP26
	B G W	40mm	WP27
Socket Plug			
	B G W	32mm	WP30
	B G W	40mm	WP31
	G	50mm	WP32

Product	Colour	Size	Code
Pipe Clip			
	B G W	32mm	WP34
	B G W	40mm	WP35
	G	50mm	WP36
Reducer			
	B G W	40x32mm	WP38
	G	50x32mm	WP39
	G	50x40mm	WP40
Tank Connector			
	B G W	32mm	WP60
	B G W	40mm	WP61

Made in polypropylene, this quick and easy to install waste system incorporating a push-fit ring seal system is available in 32mm, 40mm and 50mm sizes. No solvent welding required.







Waste Systems Fixing Guide




- Install and test system in accordance with BS EN 1610.
- Fix pipe brackets at maximum 1.2m centres vertical and at maximum 0.5m centres horizontal for 32mm and 40mm, 0.6m centres for 50mm.
- An allowance of a 10mm expansion gap on all push-fit joints is required for the expansion of pipes and fittings in each socket of push-fit systems.
- It is recommended that ABS and Polypropylene waste systems where externally installed are protected against prolonged exposure to sunlight with exterior gloss paint.
- For solvent weld systems ensure the pipe is cut square, all swarf removed and cleaning fluid applied to both surfaces of joint. Apply solvent cement evenly to both surfaces of joint, insert pipe fully into the socket depth and remove surplus cement with a cloth. Allow five minutes to set before handling and twelve hours before testing system.

Important when ordering: Please add colour reference to code: **B** Black **G** Grey **W** White



21.5mm Overflow Waste Material: PVC-U

Product	Colours	Code
Overflow Pipe - 3m		
	B W	OS01
Straight Coupling		
	B W	OS10
Bend 90°		
	B W	OS11
Bend 135° (45°)		
	B W	OS12
Tee		
	B W	OS13
Straight Tank Connector		
	B W	OS14

Product	Colours	Code
Bent Tank Connector		
	B W	OS15
Pipe Clip		
	B W	OS16
Overflow Waste Reducer		
	32mm	B W OS17
	40mm	B W OS18



Fits into a socket of both push-fit and solvent weld systems.

A 21.5mm solvent weld overflow system in PVC-U with an extensive range of fittings to meet most installation requirements.

Fixing Guide

- Fix pipe brackets at maximum 0.5m centres for both vertical and horizontal runs.
- No expansion gap required on the solvent weld overflow system.
- Solvent weld joints in accordance with ABS/PVC-U waste systems fixing guide.

FlexiFlo Connectors Material: PVC

Product	Colour	Size	Code
Coupling			
	G	30-38mm	WF07
	G	38-45mm	WF08
Elbow			
	G	40-48mm	WF11
	G	105-116mm	SP111

System Features

- Flexible range of connectors, suitable for a wide variety of applications.
- Will fit all pipes (PVC/Copper/Lead etc) within each specific size range.
- Elbows must not be used in underground installation situations.

Important when ordering: Please add colour reference to code: **B** Black **W** White



Unicom Compression Waste Systems

Material: Polypropylene Standard: BS EN 1451-1, BS 5254

Product	Colour	Size	Code
Wastepipe - 3m*			
	W	32mm	WP01
	W	40mm	WP02
*Also available in black and grey. See page 39.			
Straight coupling			
	W	32mm	WC07
	W	40mm	WC08
Bend 90°			
	W	32mm	WC10
	W	40mm	WC11
Adjustable Bend 0-90°			
	W	32mm	WC14
	W	40mm	WC15
Bend 135° (45°)			
	W	32mm	WC18
	W	40mm	WC19

Product	Colour	Size	Code
Tee			
	W	32mm	WC22
	W	40mm	WC23
Conversion Bend 90°			
	W	32mm	WC26
	W	40mm	WC27
Reducer			
	W	40x32mm	WC38
Flexi-Tube			
	W	32mm	FT32
	W	40mm	FT40

"Chrome" Style Unicom Compression Waste Systems

Material: Polypropylene Standard: BS EN 1451-1, BS 5254











Product	Colour	Size	Code
Wastepipe (ABS) - 1.1m			
	CH	32mm	CW01
	CH	40mm	CW02
Straight Coupling			
	CH	32mm	CW07
	CH	40mm	CW08
Bend 90°			
	CH	32mm	CW10
	CH	40mm	CW11

Product	Colour	Size	Code
Tee			
	CH	32mm	CW22
	CH	40mm	CW23
Pipe Clip			
	CH	32mm	CW34
	CH	40mm	CW35
Telescopic Bottle Trap 76mm seal			
	CH	32mm	CT37T
	CH	40mm	CT47T



Waste Traps Material: Polypropylene Standard: BS EN 274-1


Product	Colour	Size	Code
P Trap - 38mm seal			
	<input type="checkbox"/> W	32mm	TP33
	<input type="checkbox"/> W	40mm	TP43
P Trap - 76mm seal			
	<input type="checkbox"/> W	32mm	TP37
	<input type="checkbox"/> W	40mm	TP47
S Trap - 38mm seal			
	<input type="checkbox"/> W	32mm	TS33
	<input type="checkbox"/> W	40mm	TS43
S Trap - 76mm seal			
	<input type="checkbox"/> W	32mm	TS37
	<input type="checkbox"/> W	40mm	TS47
Telescopic P Trap - 76mm seal			
	<input type="checkbox"/> W	40mm	TP47T
Shallow Bath Trap - 38mm seal			
	<input type="checkbox"/> W	40mm	TSB42
<small>With cleaning eye and 20mm seal</small>			
Low Level Bath Trap - 50mm seal			
	<input type="checkbox"/> W	40mm	TLB45
Washing Machine Trap			
	<input type="checkbox"/> W	40mm	TW470
Washing Machine Kit - 76mm seal			
	<input type="checkbox"/> W	40mm	TW471
<small>Includes 600mm stand pipe and 2 clips</small>			
Running 'P' Trap - 76mm seal			
	<input type="checkbox"/> W	40mm	TR47

Product	Colour	Size	Code
Single Bowl Sink Kit - 76mm seal			
	<input type="checkbox"/> W	40mm	TW472
1 ½ Bowl Sink Kit			
	<input type="checkbox"/> W	40mm	TW475
Double Bowl Sink Kit - 76mm seal			
	<input type="checkbox"/> W	40mm	TW476
Double Nozzle Trap - 76mm seal			
	<input type="checkbox"/> W	40mm	TW477
Appliance Half Traps - 76mm seal			
	<input type="checkbox"/> W	40mm	TW473
Appliance Half Traps - 76mm seal			
	<input type="checkbox"/> W	40mm	TW474
Bottle Trap - 38mm seal			
	<input type="checkbox"/> W	32mm	TB33
	<input type="checkbox"/> W	40mm	TB43
Bottle Trap - 76mm seal			
	<input type="checkbox"/> W	32mm	TB37
	<input type="checkbox"/> W	40mm	TB47
Anti Vac Bottle - 76mm seal			
	<input type="checkbox"/> W	32mm	TB37A
	<input type="checkbox"/> W	40mm	TB47A
Telescopic Bottle Trap - 76mm seal			
	<input type="checkbox"/> W	32mm	TB37T
	<input type="checkbox"/> W	40mm	TB47T


SOIL & WASTE SYSTEMS



Waste Traps Material: Polypropylene Standard: BS EN 274-1

Product	Colour	Size	Code
	W	32mm	WC26
	W	40mm	WC27
Washing Machine Tee			
	W	40mm	TWT41
Washing Machine/Dishwasher Nozzle			
	W	40mm	THC40
Overflow & Hose Connector			
	W	40mm	THC41
Trap Height Adjustor			
	W	32mm	TA33
	W	40mm	TA43
Telescopic Pedestal Trap - 76mm seal			
	W	32x32mm	TD372T
	W	32x40mm	TD374T

Patent No. GB2362658. Reg. Design No. 2092016

Product	Colour	Size	Code	
Shower Traps				
	Plastic grid	W	40x19mm	TH41
	Chrome grid	W	40x19mm	TH43
	Plastic grid	W	40x50mm	TH51
	Chrome grid	W	40x50mm	TH53
FastFlo Shower Trap				
	G	40x50mm	TH52	
Wet Room Shower Trap				
	W	40x50mm	TH54	
Trap Seal Kits (4 piece)				
	N/A	32mm	TK32	
	N/A	40mm	TK40	

"Chrome" Style Waste Traps Material: Polypropylene Standard: BS EN 274-1

Product	Colour	Size	Code
Telescopic Bottle Trap 76mm seal			
	CH	32mm	CT37T
	CH	40mm	CT47T

System Features

- Enhances the area for visible installations.
- Ideal for all public areas, hotels, pubs & restaurants.
- Fits ABS, PVC, Copper & Polypropylene pipes.
- Gives an authentic chrome effect.



Ancillaries

Product	Code
40ml Compressed Silicone Lubricant Spray	



SL40

50g Silicone Lubricant Gel	
----------------------------	--



SL50

800g Lubricant Gel	
--------------------	--



SG800

Number of joints achievable (for guidance only)				
Lubricant	32mm	40mm	50mm	110mm
100g Silicone Grease	160	120	100	60
800g Lubricant Gel	1200	950	800	450
50g Lubricant Gel	75	59	50	28
40ml Silicone Spray	600	420	400	225

Product	Code
100g Silicone Grease	



SG100

125ml Solvent Cement €€	
-------------------------	--



SC125

250ml Solvent Cement €€	
-------------------------	--



SC250

Number of joints achievable (for guidance only)				
Solvent Cement	32mm	40mm	50mm	110mm
125ml	27	27	27	7
250ml	55	55	55	15

Compatibility Chart

Manufacturer	110mm Above Ground Drainage	Push-Fit Waste (PP)			Solvent Weld Waste (ABS)		
		32mm	40mm	50mm	32mm	40mm	50mm
Hepworth	✓	✓	✓	✓	✓	✓	✓
Brett Martin	✓	✓	✓	✓	✓	✓	✓
Osma	✓	✓	✓	✓	✓	✓	✓
Polypipe Terrain	✓	✓	✓	✓	✓	✓	✓
Marley	✓	✓	✓	✓	✓	✓	✓
Hunter	✓	✓	✓	✓	✓	✓	✓



Accreditation

Soil & Waste Systems

- 110mm Ring Seal Soil System PVC-U
BS EN 1329-1/BS 4514.
- 110mm Solvent Weld Soil System PVC-U
BS EN 1329-1/BS 4514.
- 110mm Access Fittings BS 4514.
- Air Admittance Valves BS EN 12380.
- W.C Pan Connectors Polypropylene (PP)
BS EN 1329-1/BS 5627.
- Push-Fit Waste System Polypropylene (PP)
BS EN 1451-1/BS 5254.
- ABS Solvent Weld Waste System
BS EN 1455-1/BS 5255.
- "Chrome" Style/White Unicom Universal
Compression Waste System
BS 5254/BS EN 1451-1.
- "Chrome" Style/White Waste Traps BS EN 274.
- 21.5mm Overflow Waste System.

Further guidance should also be sought by reference to:

- BS EN 12056 Gravity Drainage Systems inside Buildings
- BS 8000 -13 Workmanship on building sites. Code of practice for above ground drainage and sanitary appliances.

The Building Regulations 2000

- Approved Document H - Drainage and Waste Disposal:2002
- Approved Document B - Fire Safety:2000.



FloPlast

building the future

Contact Details:

FloPlast Limited
 Castle Road
 Eurolink Business Park
 Sittingbourne
 Kent ME10 3FP
 UK

Tel
 01795 431731

Sales Office Direct Line
 01795 421422

Fax
 01795 431188

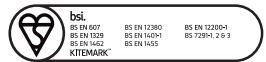


E-mail
 sales@floplast.co.uk

Website
 www.floplast.co.uk



April 2020

Brochures available:



Roofline, Window and Cladding Systems



Rainwater Systems



Soil & Waste Systems



Underground Drainage Systems



MDPE Systems



Hot & Cold Plumbing Systems